

Slides



15 iPad Tips for Teachers



Presented by Kimberly Warrner

15 iPad Tips for Teachers

brought to you by


SimpleK12™





Screen Shot

- Press Home and Sleep/Wake button at the same time.
- Screen will flash, your screen shot is in your Photos.



Home Button

Sleep/Wake Button



Multitasking Status Bar

- Double click the Home button
 - View and launch recently used applications
 - Swipe left to right to lock screen orientation, adjust brightness, play media, adjust media sound



Mail



Twitter



Wunderlist



Evernote



GoToMeeting



Music



Settings





Rearrange Apps

- Touch and hold icons until jiggling
- Drag icons to new pages, menu bar, or folder
- To create new folder, put one App on top of another
- Press Home button to save





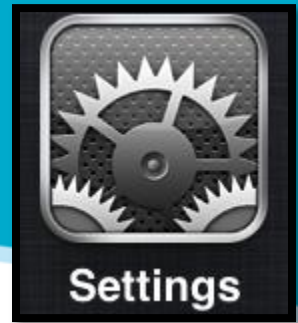
Search – “Spotlight”

- From your home page, swipe left to right
- Search built-in apps (Mail, Calendar, Music, Contacts, etc.)
- Open Apps

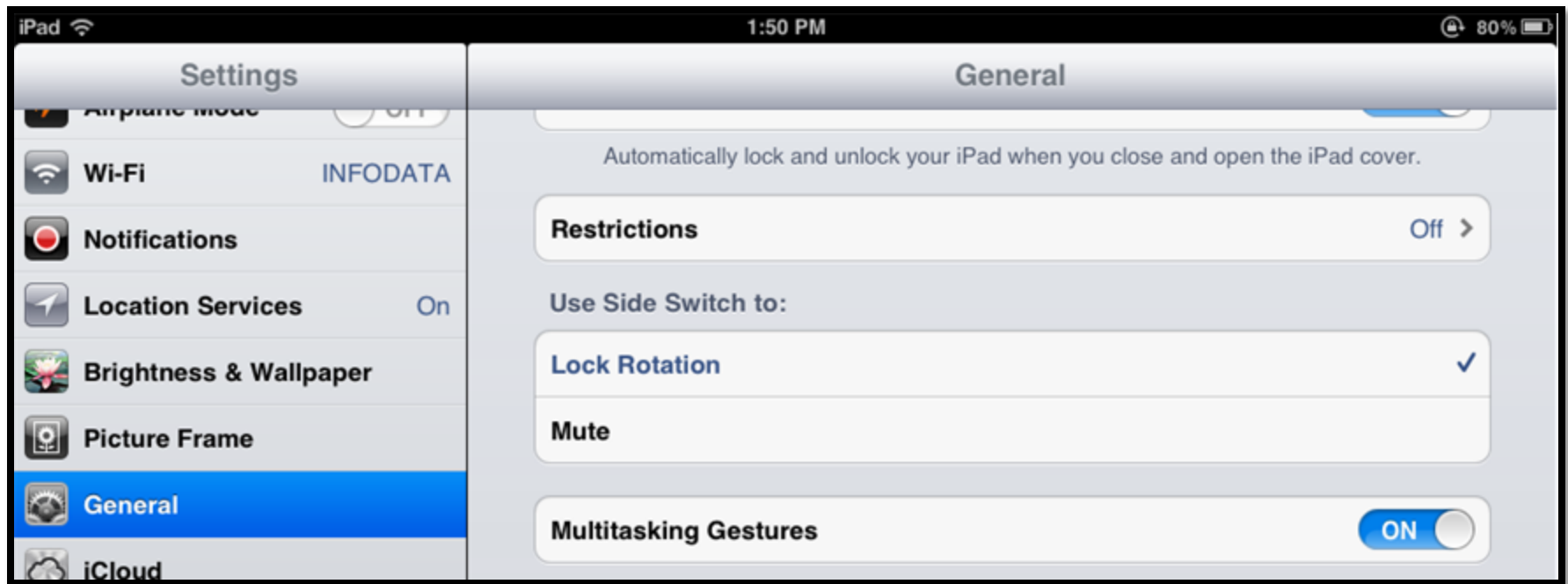




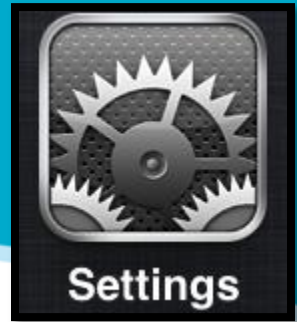
Restrictions



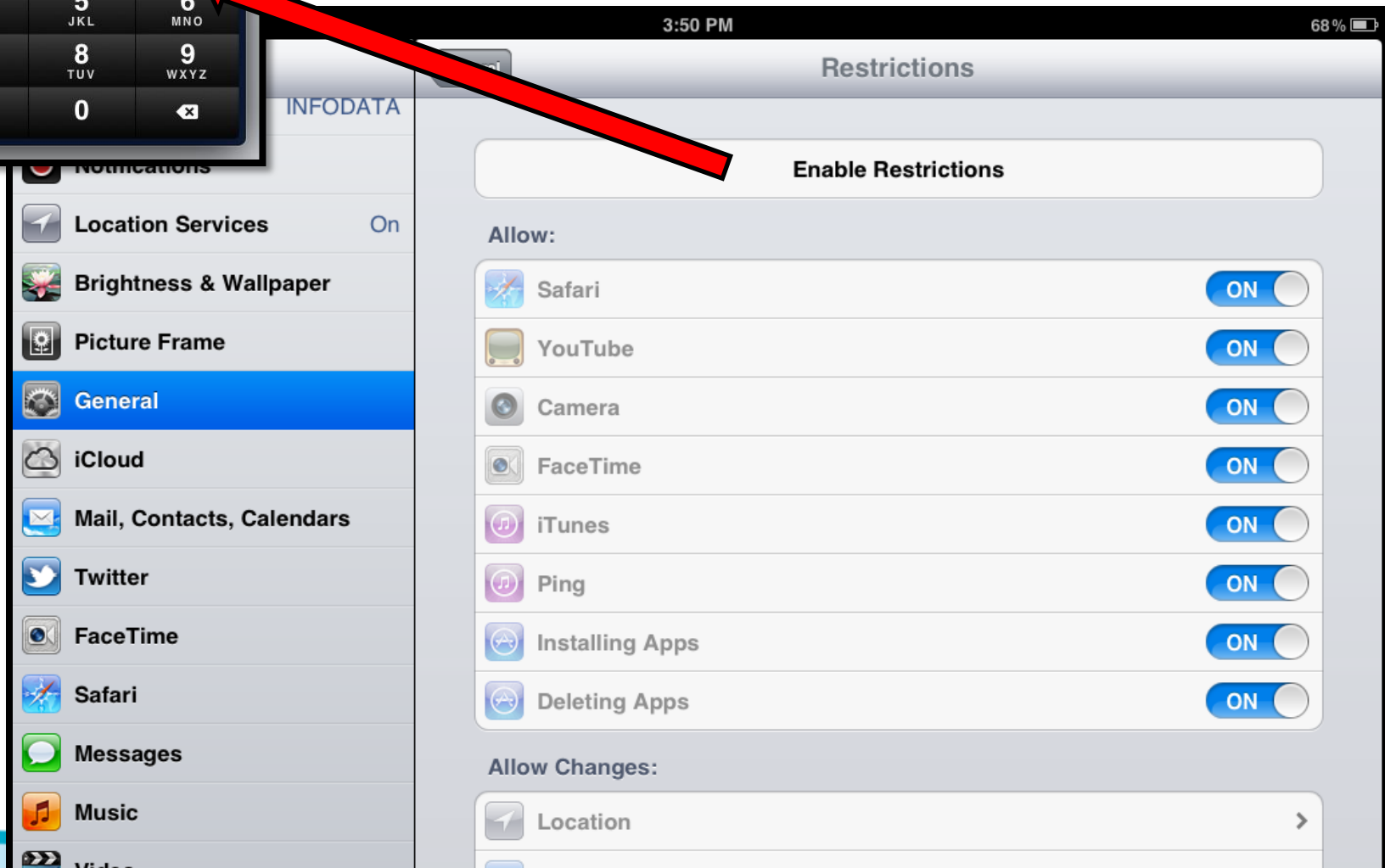
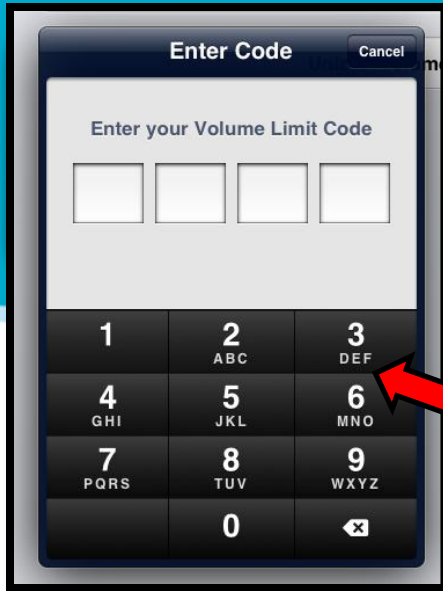
Settings App > General > Restrictions



Restrictions



Settings App > General > Restrictions





Restrictions




Settings App > General > Restrictions





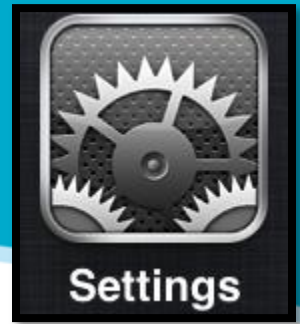
Volume Basics



1. Use Volume buttons to increase and decrease volume.
2. Use the Side Switch to mute notifications and sound effects
3. Press and hold volume down to mute audio and video playback



Volume Extras

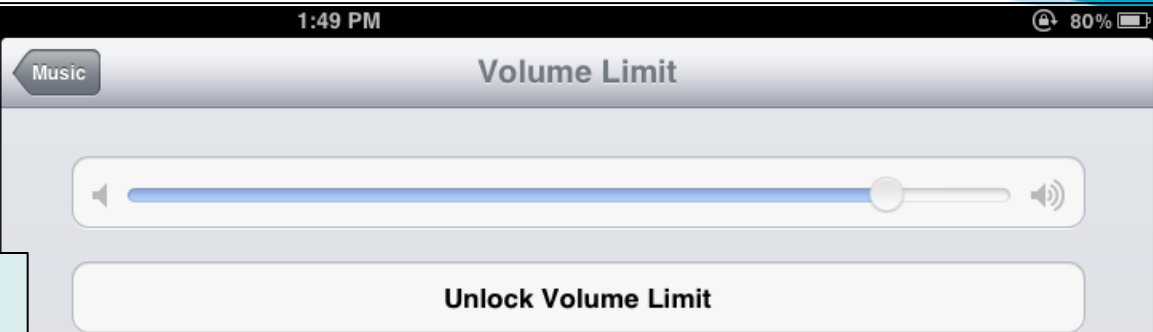
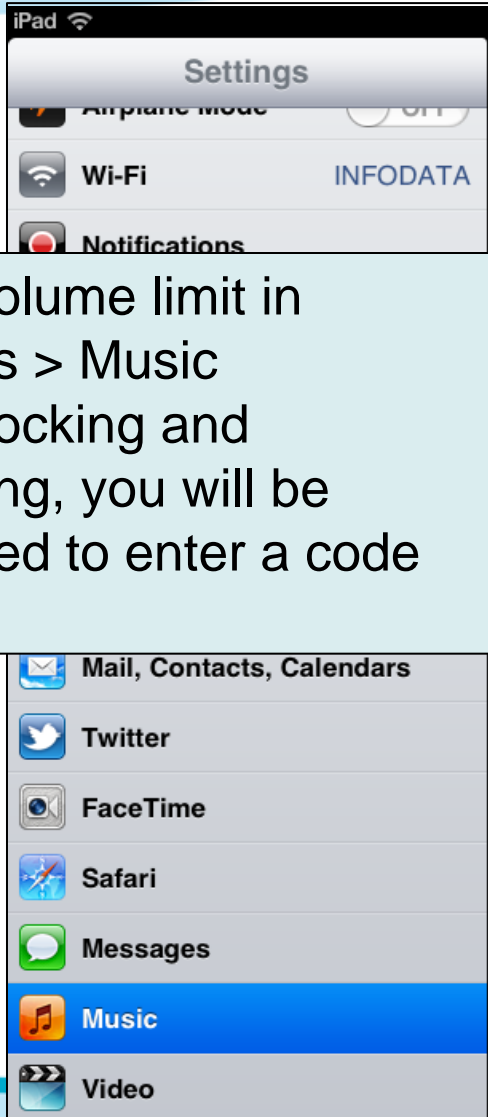
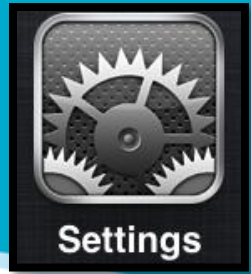


Use Side Switch to lock screen rotation.
In Settings > General, check “Lock Rotation”.






Volume Extras



- Set a volume limit in Settings > Music
- When locking and unlocking, you will be prompted to enter a code





● Camera App

1. Tap to focus
2. Zoom in/out
3. Switch Camera
4. Camera/video Toggle



Split Keyboard



Split





Extra Characters

- Hold down letter to see similar letters





More Keyboard Tips

Double-tap the space bar to type a period and space.

Double-tab the Shift key for cap locks.



Tap the keyboard key to hide the keyboard.





Cheat Sheet

1. **Screen Shot**
2. **Multitasking Status Bar- View & Launch Apps**
3. **Multitasking Status Bar- screen orientation, brightness, media, sound**
4. **Rearrange Apps- Pages & Menu**
5. **Rearrange Apps- Folders**
6. **Rearrange Apps- Deleting**
7. **Search- "Spotlight"**
8. **Restrictions**
9. **Volume Basics**
10. **Volume Extras- Lock Screen with Side Switch**
11. **Volume Extras- Lock Volume**
12. **Camera Basics- Focus, Zoom, Toggle Camera/Video**
13. **Split Keyboard**
14. **Keyboard Tips- Caps Lock**
15. **Keyboard Tips- Character Shortcuts**





What Do I Do Now?


Recommended Resources – My Top 7

1. You Just Got an iPad: Now What?
2. Real World Learning Through Mobile Devices
3. Digital Storytelling using the iPad
4. Beyond Pen and Paper: Online Note-taking with the iPad
5. Creating Content Using Tablets: Tips for Teachers and Administrators
6. Using Quizzes and Games in the iPad Classroom
7. 20 Free iPad Apps Educators Can't Live Without!

Access now inside the Teacher Learning Community:

<http://community.simplek12.com/>

SimpleK12[®] Resources



Sign Up For Our Blog!

Get this eBook **FREE**



when you sign up!



SimpleK12[®] Blog

With Our Blog You Can:

Stay up-to-date with new Webtools and FREE Resources for your classroom!

Discover fascinating articles full of tips for teachers and administrators!

Join our contests and giveaways for your chance to win a FREE membership to our Teacher Learning Community!

Sign up for FREE:

<http://blog.simplek12.com/signup/>

Webinars

You can register for and attend our upcoming webinars.

Stay up to date with innovative tools for your classrooms and learn with educators all over the world.

Space is limited, so reserve your seat now before it's too late!

Register Now for FREE:

<http://simplek12.com/tlc/webinars/>

FREE eBook

We have searched the web for some lesser known **FREE** webtools to integrate into the classroom. These free resources will help you create engaging 21st century learning experiences for you *and* your students. This 17 page technology integrating digital eBook puts you into the inner circle of EdTech teachers!

Get FREE Instant Access:

<http://simplek12.com/tlc/kpw25b/>

Webinar:

20 Free iPad Apps Educators Can't Live Without!

Register for an encore showing of our popular webinar: 20 Free iPad Apps Educators Can't Live Without! There are thousands of free iPad Apps out there, but finding the perfect ones for you can be tough. We've spent hours searching for the best-of-the-best, free iPad Apps for Educators, and we're sharing all of them with you in this webinar! Discover a multitude of free apps for professional development, cross-curricular activities, and every area of the core curriculum.

This webinar walks through all the iPad apps found in this eBook!

Register now!

http://simplek12.com/tlc/webinars_ipad/

